
Interactive Cost Model Simulation

INDUSTRY: FINANCIAL SERVICES
CUSTOMER: BIG BANK, INC
















Big Bank, Inc

www.bigbank.com

Customer Inputs

 Industry / Sector	Finance 
 NAICS Code	52 (Industry Sector)
 Corporate HQ	Germany 
 Revenue	\$13,000,000,000 
 Employee Count	45,000 
 PXI Data: (Protected or Sensitive Information)	18,000,000 

Interactive Cost Model



Big Bank, Inc

www.bigbank.com

Customer Inputs

Offsite Data Backup	<input checked="" type="checkbox"/>	YES	<input type="checkbox"/>	NO
Incident Response Plan	<input checked="" type="checkbox"/>	YES	<input type="checkbox"/>	NO
Business Continuity Plan	<input checked="" type="checkbox"/>	YES	<input type="checkbox"/>	NO
Sensitive PXI Encrypted at Rest	<input type="checkbox"/>	YES	<input checked="" type="checkbox"/>	NO
Sensitive PXI Stolen during Ransomware	<input type="checkbox"/>	YES	<input checked="" type="checkbox"/>	NO
Max Wire-Transfer Protocol (US \$)	\$30,000			




Interactive Cost Model



Big Bank, Inc

www.bigbank.com





Big Bank, Inc

www.bigbank.com

	Upper Bound	Expected Financial Impact (EFI)	Lower Bound
Total Ransomware	\$106.5M	\$26.3M	\$0.8M
Total Data Breach	\$277.5M	\$207.1M	\$8.1M
Total BEC	\$0.04M	\$0.03M	\$0.03M
Total Risk (Ransomware + Data Breach + BEC)	\$384.1M	\$233.5M	\$8.9M

Interactive Cost Model



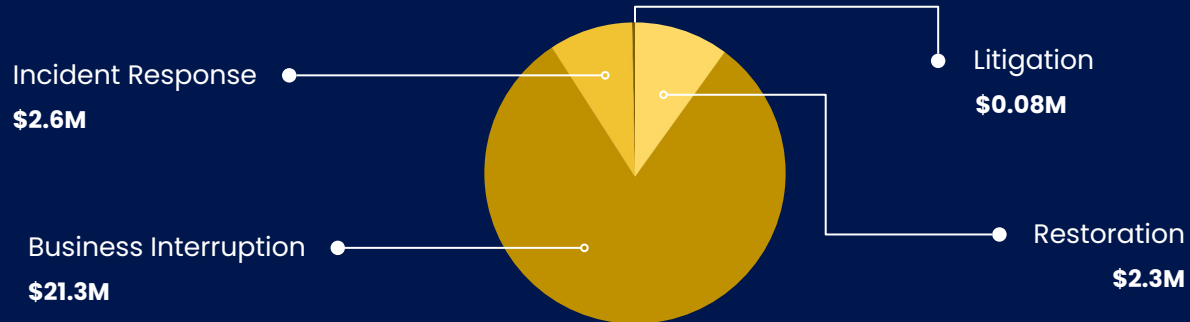
Big Bank, Inc

www.bigbank.com

Expected Financial Impact (EFI)

Total Ransomware

\$26.3M



What next?

1

These are not 'black box' numbers. Our model is bottom up and completely tunable for your business context. Read about our research methodology here:

[Product Sheet](#)

2

To get your company's financial risk profile, reach out to us at getintouch@safe.security

