
Interactive Cost Model Simulation

INDUSTRY: INFORMATION TECHNOLOGY
CUSTOMER: TELCO & CO.
















TELCO & CO.

www.telconco.com

Customer Inputs

 Industry / Sector	Information 
 NAICS Code	51 (Industry Sector)
 Corporate HQ	USA 
 Revenue	\$12,600,000,000 
 Employee Count	20,000 
 PXI Data: (Protected or Sensitive Information)	6,500,000 

Interactive Cost Model



TELCO & CO.

www.telconco.com

Customer Inputs

Offsite Data Backup	<input checked="" type="checkbox"/>	YES	<input type="checkbox"/>	NO
Incident Response Plan	<input checked="" type="checkbox"/>	YES	<input type="checkbox"/>	NO
Business Continuity Plan	<input type="checkbox"/>	YES	<input checked="" type="checkbox"/>	NO
Sensitive PXI Encrypted at Rest	<input type="checkbox"/>	YES	<input checked="" type="checkbox"/>	NO
Sensitive PXI Stolen during Ransomware	<input type="checkbox"/>	YES	<input checked="" type="checkbox"/>	NO
Max Wire-Transfer Protocol (US \$)	\$50,000			




Interactive Cost Model



TELCO & CO.

www.telconco.com



Interactive Cost Model



TELCO & CO.

www.telconco.com

	Upper Bound	Expected Financial Impact (EFI)	Lower Bound
Total Ransomware	\$183.2M	\$45.0M	\$1.0M
Total Data Breach	\$225.2M	\$174.8M	\$4.0M
Total BEC	\$0.06M	\$0.05M	\$0.05M
Total Risk (Ransomware + Data Breach + BEC)	\$408.5M	\$220.0M	\$5.1M

Interactive Cost Model



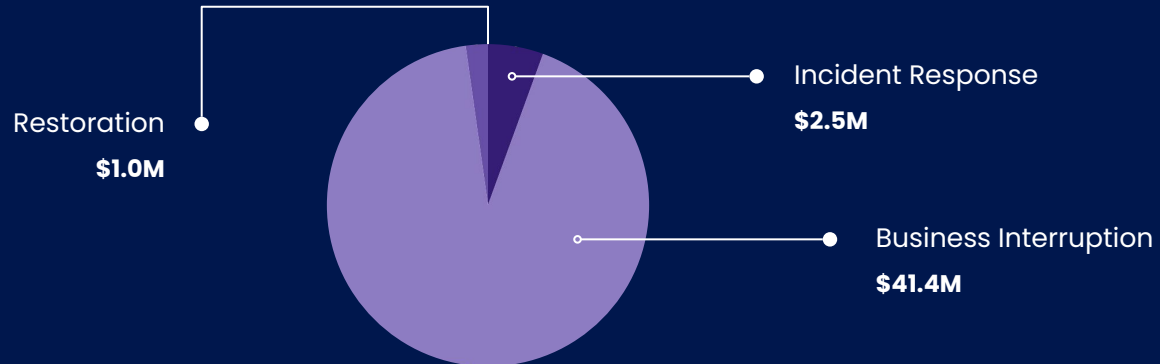
TELCO & CO.

www.telconco.com

Expected Financial Impact (EFI)

Total Ransomware

\$45.0M



What next?

1

These are not 'black box' numbers. Our model is bottom up and completely tunable for your business context. Read about our research methodology here:

[Product Sheet](#)

2

To get your company's financial risk profile, reach out to us at getintouch@safe.security



SAFE